

COVID-19: summary for Franklin County

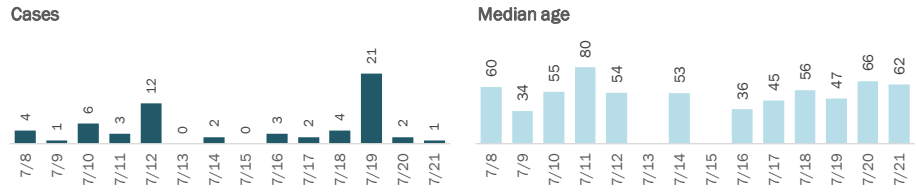
Data through Jul 21, 2020 verified as of Jul 22, 2020 at 09:25 AM

Data in this report are provisional and subject to change.

Cases: people with positive PCR or antigen test result

Total cases	81
Florida residents	79
Non-Florida residents	2
Gender for Florida residents	
Men	32
Women	47
Unknown	0
Age for Florida residents	
Range	0 - 85
Median age	55

Cases in Florida residents by date case confirmed



Race, ethnicity	Cases	Hospitalizations	Deaths
White	50 63%	2 67%	1 100%
Hispanic	3 4%	0 0%	0 0%
Non-Hispanic	46 58%	1 33%	1 100%
Unknown ethnicity	1 1%	1 33%	0 0%
Black	23 29%	1 33%	0 0%
Hispanic	0 0%	0 0%	0 0%
Non-Hispanic	23 29%	1 33%	0 0%
Unknown ethnicity	0 0%	0 0%	0 0%
Other	2 3%	0 0%	0 0%
Hispanic	1 1%	0 0%	0 0%
Non-Hispanic	1 1%	0 0%	0 0%
Unknown ethnicity	0 0%	0 0%	0 0%
Unknown race	4 5%	0 0%	0 0%
Hispanic	0 0%	0 0%	0 0%
Non-Hispanic	0 0%	0 0%	0 0%
Unknown ethnicity	4 5%	0 0%	0 0%
Total	79	3	1

Outcomes for Florida residents

Franklin	
Hospitalizations	3 (4% of all cases)
Deaths	1 (1% of all cases)
New deaths	0

Statewide

Hospitalizations	22,243 (6% of all cases)
Deaths	5,345 (1% of all cases)
New deaths	138

New deaths are those identified since last report.

Cases in facility staff/residents

Franklin	
Long-term care	0 (0% of all cases)
Correctional	0 (0% of all cases)

Statewide

Long-term care	20,978 (6% of all cases)
Correctional	6,442 (2% of all cases)

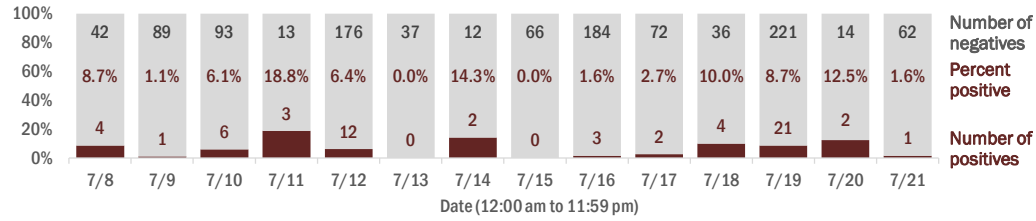
Age group	All cases	New cases (7/21)	Hospitalizations	Deaths
0-4 years	1 1%	0 0%	0 0%	0 0%
5-14 years	3 4%	0 0%	0 0%	0 0%
15-24 years	7 9%	0 0%	0 0%	0 0%
25-34 years	11 14%	0 0%	0 0%	0 0%
35-44 years	7 9%	0 0%	0 0%	0 0%
45-54 years	9 11%	0 0%	0 0%	0 0%
55-64 years	21 27%	1 100%	0 0%	0 0%
65-74 years	12 15%	0 0%	0 0%	0 0%
75-84 years	6 8%	0 0%	2 67%	1 100%
85+ years	2 3%	0 0%	1 33%	0 0%
Unknown	0 0%	0 0%	0 0%	0 0%
Total	79	1	3	1

Hospitalization counts include anyone who was hospitalized at some point during their illness. It does not reflect the number of people currently hospitalized.
Other race includes any person with a race of American Indian/Alaskan native, Asian, native Hawaiian/Pacific Islander, or other.

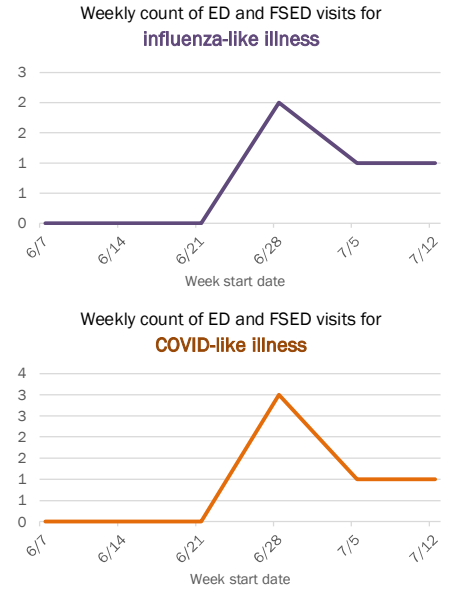
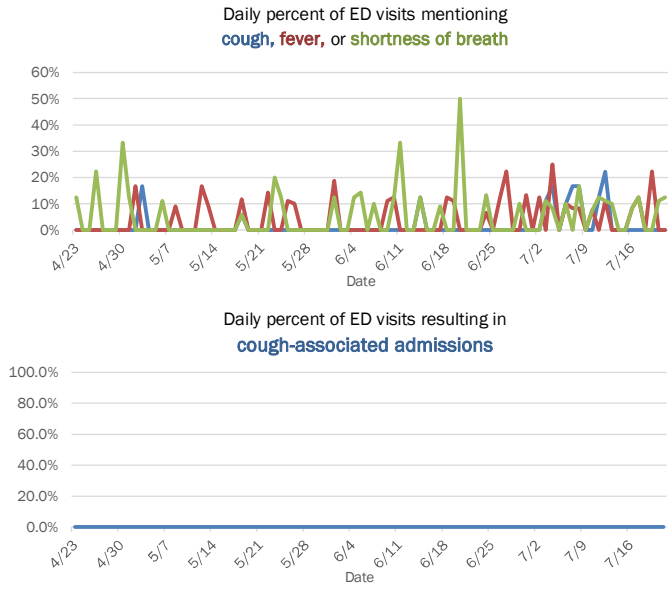
Laboratory testing for Florida residents and non-Florida residents over the past 2 weeks

Percent positivity for new cases

These counts include the number of people for whom the department received PCR or antigen laboratory results by day. This percent is the number of people who test positive for the first time divided by all the people tested that day, excluding people who have previously tested positive.



Emergency department (ED) and freestanding ED (FSED) chief complaint and admission data for Franklin County



The Electronic Surveillance System for the Early Notification of Community-Based Epidemics (ESSENCE-FL) includes chief complaint data from 211 of 212 Florida EDs and 77 of 80 Florida FSEDs. Data are transmitted electronically to ESSENCE-FL daily or hourly.