

COVID-19: summary for Franklin County

Data through Aug 13, 2020 as of Aug 14, 2020 at 6:25 AM (data not verified yet)

Data in this report are provisional and subject to change.

Cases: people with positive PCR or antigen test result

Total cases	449
Florida residents	446
Non-Florida residents	3
Type of case	
PCR positive	444
Antigen positive	2
Gender for Florida residents	
Men	363
Women	83
Unknown	0
Age for Florida residents	
Range	6 - 85
Median age	39

Cases in Florida residents by date case confirmed



Race, ethnicity	Cases	Hospitalizations	Deaths
White	246 (55%)	4 (67%)	2 (100%)
Hispanic	38 (9%)	0 (0%)	0 (0%)
Non-Hispanic	177 (40%)	4 (67%)	2 (100%)
Unknown ethnicity	31 (7%)	0 (0%)	0 (0%)
Black	191 (43%)	2 (33%)	0 (0%)
Hispanic	1 (0%)	0 (0%)	0 (0%)
Non-Hispanic	170 (38%)	2 (33%)	0 (0%)
Unknown ethnicity	20 (4%)	0 (0%)	0 (0%)
Other	4 (1%)	0 (0%)	0 (0%)
Hispanic	1 (0%)	0 (0%)	0 (0%)
Non-Hispanic	3 (1%)	0 (0%)	0 (0%)
Unknown ethnicity	0 (0%)	0 (0%)	0 (0%)
Unknown race	5 (1%)	0 (0%)	0 (0%)
Hispanic	0 (0%)	0 (0%)	0 (0%)
Non-Hispanic	1 (0%)	0 (0%)	0 (0%)
Unknown ethnicity	4 (1%)	0 (0%)	0 (0%)
Total	446	6	2

Outcomes for Florida residents

Franklin	
Hospitalizations	6 (1% of all cases)
Deaths	2 (0% of all cases)
New deaths	0

Statewide

Hospitalizations	33,110 (6% of all cases)
Deaths	9,133 (2% of all cases)
New deaths	220

New deaths are those identified since last report.

Cases in facility staff/residents

Franklin	
Long-term care	4 (1% of all cases)
Correctional	312 (70% of all cases)

Statewide

Long-term care	33,039 (6% of all cases)
Correctional	17,418 (3% of all cases)

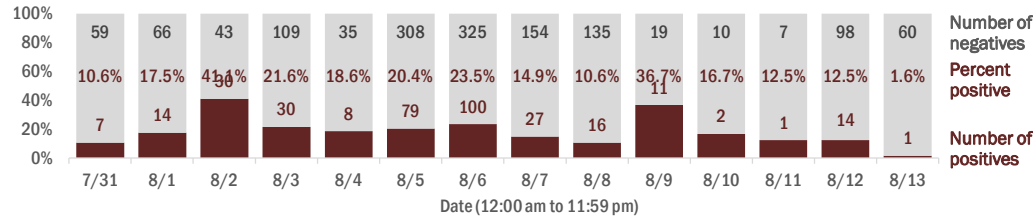
Age group	All cases	New cases (8/13)	Hospitalizations	Deaths
0-4 years	0 (0%)	0 (0%)	0 (0%)	0 (0%)
5-14 years	9 (2%)	0 (0%)	0 (0%)	0 (0%)
15-24 years	38 (9%)	0 (0%)	0 (0%)	0 (0%)
25-34 years	127 (28%)	0 (0%)	0 (0%)	0 (0%)
35-44 years	99 (22%)	0 (0%)	0 (0%)	0 (0%)
45-54 years	66 (15%)	0 (0%)	0 (0%)	0 (0%)
55-64 years	71 (16%)	1 (100%)	1 (17%)	0 (0%)
65-74 years	25 (6%)	0 (0%)	2 (33%)	0 (0%)
75-84 years	9 (2%)	0 (0%)	2 (33%)	2 (100%)
85+ years	2 (0%)	0 (0%)	1 (17%)	0 (0%)
Unknown	0 (0%)	0 (0%)	0 (0%)	0 (0%)
Total	446	1	6	2

Hospitalization counts include anyone who was hospitalized at some point during their illness. It does not reflect the number of people currently hospitalized.
Other race includes any person with a race of American Indian/Alaskan native, Asian, native Hawaiian/Pacific Islander, or other.

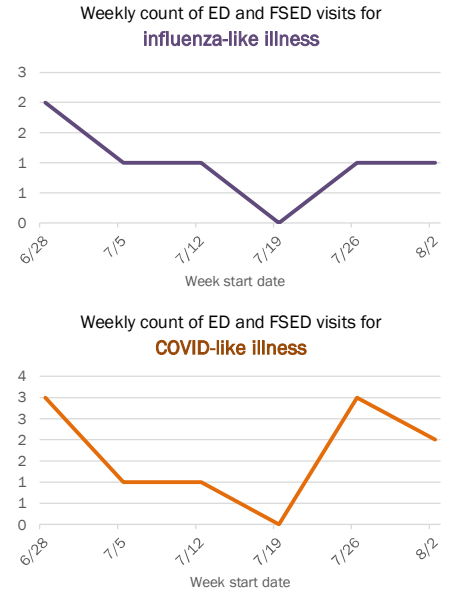
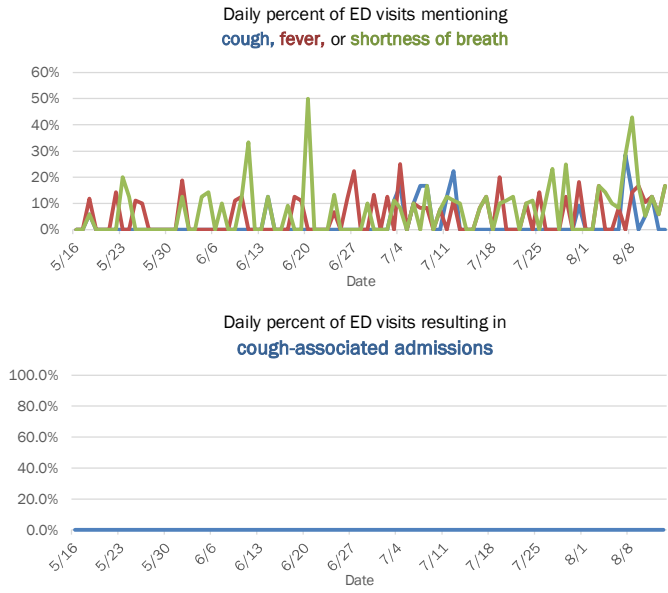
Laboratory testing for Florida residents over the past 2 weeks

Percent positivity for new cases in Florida residents

These counts include the number of Florida residents for whom the department received PCR or antigen laboratory results by day. This percent is the number of people who test positive for the first time divided by all the people tested that day, excluding people who have previously tested positive.



Emergency department (ED) and freestanding ED (FSED) chief complaint and admission data for Franklin County



The Electronic Surveillance System for the Early Notification of Community-Based Epidemics (ESSENCE-FL) includes chief complaint data from 211 of 212 Florida EDs and 77 of 80 Florida FSEDs. Data are transmitted electronically to ESSENCE-FL daily or hourly.