

# COVID-19: summary for Franklin County

Data through Aug 25, 2020 verified as of Aug 26, 2020 at 09:25 AM

Data in this report are provisional and subject to change.

## Cases: people with positive PCR or antigen test result

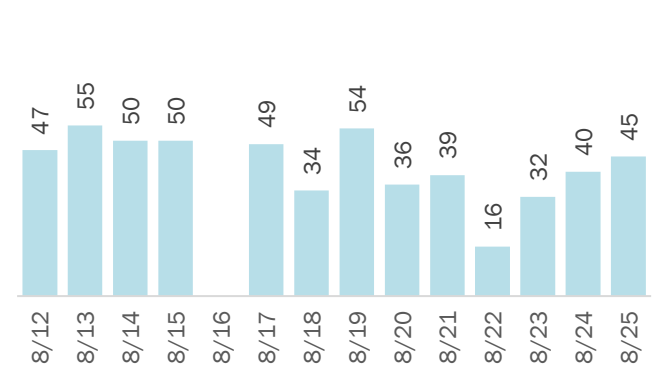
<b>Total cases</b>	<b>522</b>
Florida residents	518
Non-Florida residents	4
<b>Type of case</b>	
PCR positive	515
Antigen positive	3
<b>Gender for Florida residents</b>	
Men	408
Women	110
Unknown	0
<b>Age for Florida residents</b>	
Range	0 - 85
Median age	39

## Cases in Florida residents by date case confirmed

Cases



Median age



Race, ethnicity	Cases	Hospitalizations	Deaths
White	293   57%	4   67%	3   100%
Hispanic	40   8%	0   0%	0   0%
Non-Hispanic	222   43%	4   67%	3   100%
Unknown ethnicity	31   6%	0   0%	0   0%
Black	205   40%	2   33%	0   0%
Hispanic	1   0%	0   0%	0   0%
Non-Hispanic	184   36%	2   33%	0   0%
Unknown ethnicity	20   4%	0   0%	0   0%
Other	8   2%	0   0%	0   0%
Hispanic	3   1%	0   0%	0   0%
Non-Hispanic	5   1%	0   0%	0   0%
Unknown ethnicity	0   0%	0   0%	0   0%
Unknown race	12   2%	0   0%	0   0%
Hispanic	0   0%	0   0%	0   0%
Non-Hispanic	1   0%	0   0%	0   0%
Unknown ethnicity	11   2%	0   0%	0   0%
<b>Total</b>	<b>518</b>	<b>6</b>	<b>3</b>

## Outcomes for Florida residents

<b>Franklin</b>	
Hospitalizations	6 (1% of all cases)
Deaths	3 (1% of all cases)
New deaths	0

## Statewide

Hospitalizations	37,404 (6% of all cases)
Deaths	10,733 (2% of all cases)
New deaths	153

New deaths are those identified since last report.

## Cases in facility staff/residents

<b>Franklin</b>	
Long-term care	4 (1% of all cases)
Correctional	327 (63% of all cases)

## Statewide

Long-term care	38,196 (6% of all cases)
Correctional	19,716 (3% of all cases)

Age group	All cases	New cases (8/25)	Hospitalizations	Deaths
0-4 years	2   0%	0   0%	0   0%	0   0%
5-14 years	18   3%	1   50%	0   0%	0   0%
15-24 years	47   9%	0   0%	0   0%	0   0%
25-34 years	136   26%	0   0%	0   0%	0   0%
35-44 years	109   21%	0   0%	0   0%	0   0%
45-54 years	76   15%	0   0%	0   0%	0   0%
55-64 years	83   16%	0   0%	1   17%	0   0%
65-74 years	32   6%	0   0%	2   33%	1   33%
75-84 years	13   3%	1   50%	2   33%	2   67%
85+ years	2   0%	0   0%	1   17%	0   0%
Unknown	0   0%	0   0%	0   0%	0   0%
<b>Total</b>	<b>518</b>	<b>2</b>	<b>6</b>	<b>3</b>

**Hospitalization** counts include anyone who was hospitalized at some point during their illness. It does not reflect the number of people currently hospitalized.

**Other race** includes any person with a race of American Indian/Alaskan native, Asian, native Hawaiian/Pacific Islander, or other.

# COVID-19: summary for Franklin County

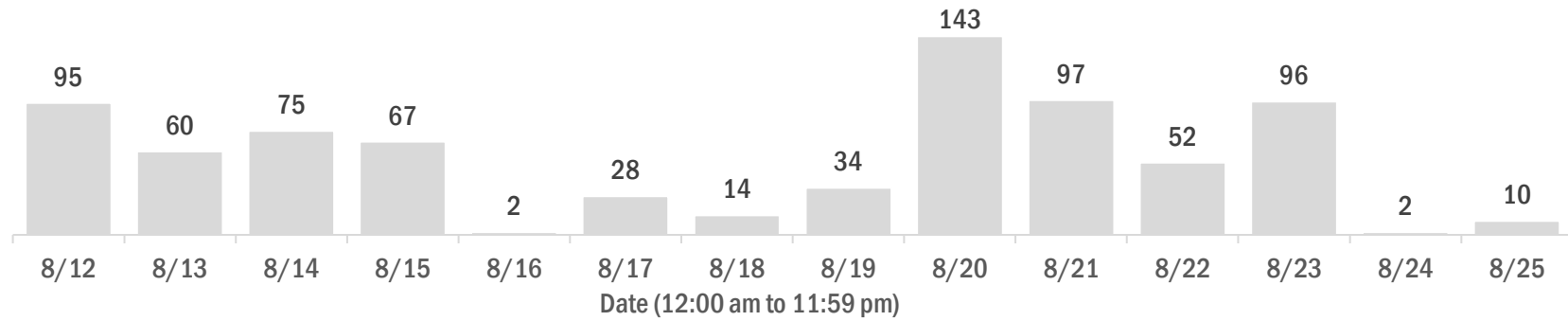
Data through Aug 25, 2020 verified as of Aug 26, 2020 at 09:25 AM

Data in this report are provisional and subject to change.

## Laboratory testing for Florida residents over the past 2 weeks

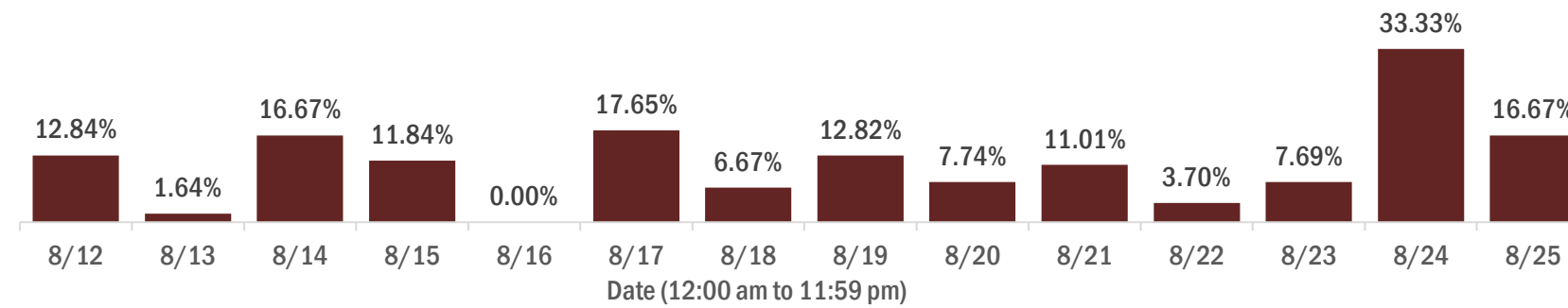
### Number of Florida residents who tested negative per day

These counts include the number of people for whom the Department received negative PCR or antigen laboratory results by day. People who tested negative on multiple days will be included once for each day they are tested. Negative results for persons who has previously tested positive are excluded.



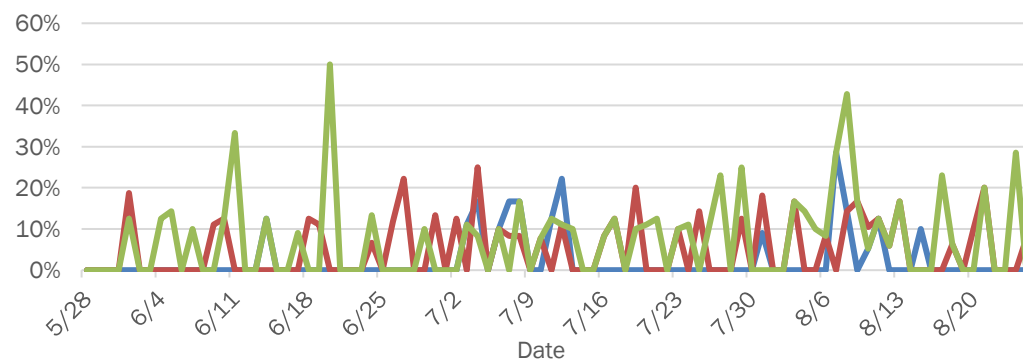
### Percent positivity for new cases in Florida residents

These counts include the number of Florida residents for whom the department received PCR or antigen laboratory results by day. This percent is the number of people who test positive for the first time divided by all the people tested that day, excluding people who have previously tested positive.

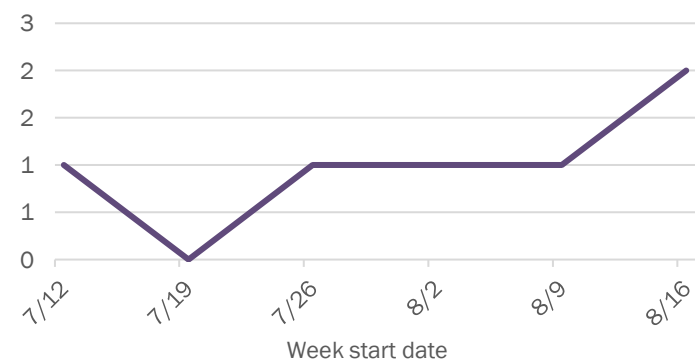


## Emergency department (ED) and freestanding ED (FSED) chief complaint and admission data for Franklin County

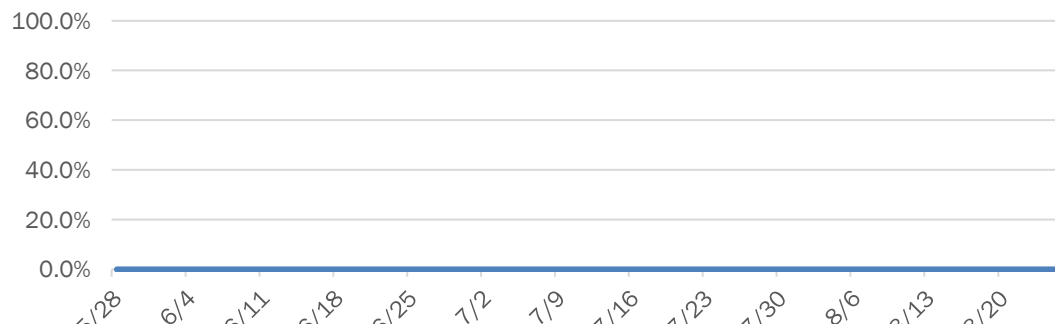
Daily percent of ED visits mentioning cough, fever, or shortness of breath



Weekly count of ED and FSED visits for influenza-like illness



Daily percent of ED visits resulting in cough-associated admissions



Weekly count of ED and FSED visits for COVID-like illness

