

# COVID-19: summary for Franklin County

Data through Aug 27, 2020 verified as of Aug 28, 2020 at 09:25 AM

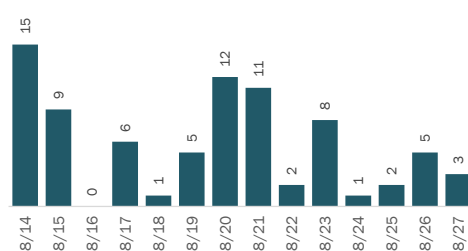
Data in this report are provisional and subject to change.

## Cases: people with positive PCR or antigen test result

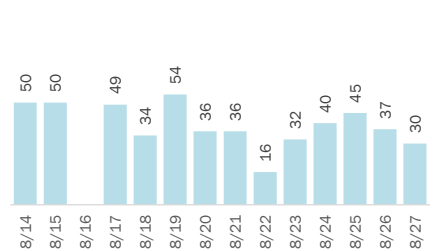
<b>Total cases</b>	<b>529</b>
Florida residents	525
Non-Florida residents	4
<b>Type of case</b>	
PCR positive	522
Antigen positive	3
<b>Gender for Florida residents</b>	
Men	413
Women	112
Unknown	0
<b>Age for Florida residents</b>	
Range	0 - 85
Median age	38

## Cases in Florida residents by date case confirmed

Cases



Median age



Race, ethnicity	Cases	Hospitalizations	Deaths
<b>White</b>	<b>298</b>	<b>4</b>	<b>3</b>
Hispanic	40	0	0
Non-Hispanic	227	4	3
Unknown ethnicity	31	0	0
<b>Black</b>	<b>213</b>	<b>3</b>	<b>0</b>
Hispanic	1	0	0
Non-Hispanic	192	3	0
Unknown ethnicity	20	0	0
<b>Other</b>	<b>7</b>	<b>0</b>	<b>0</b>
Hispanic	3	0	0
Non-Hispanic	4	0	0
Unknown ethnicity	0	0	0
<b>Unknown race</b>	<b>7</b>	<b>0</b>	<b>0</b>
Hispanic	0	0	0
Non-Hispanic	1	0	0
Unknown ethnicity	6	0	0
<b>Total</b>	<b>525</b>	<b>7</b>	<b>3</b>

## Outcomes for Florida residents

### Franklin

Hospitalizations	7	(1% of all cases)
Deaths	3	(1% of all cases)
New deaths	0	

### Statewide

Hospitalizations	38,029	(6% of all cases)
Deaths	10,957	(2% of all cases)
New deaths	89	

New deaths are those identified since last report.

## Cases in facility staff/residents

### Franklin

Long-term care	4	(1% of all cases)
Correctional	332	(63% of all cases)

### Statewide

Long-term care	39,128	(6% of all cases)
Correctional	20,014	(3% of all cases)

Age group	All cases	New cases (8/27)	Hospitalizations	Deaths
0-4 years	4	0	0	0
5-14 years	19	1	0	0
15-24 years	47	0	0	0
25-34 years	138	2	0	0
35-44 years	110	0	0	0
45-54 years	76	0	0	0
55-64 years	83	0	1	0
65-74 years	32	0	2	1
75-84 years	14	0	3	2
85+ years	2	0	1	0
Unknown	0	0	0	0
<b>Total</b>	<b>525</b>	<b>3</b>	<b>7</b>	<b>3</b>

**Hospitalization** counts include anyone who was hospitalized at some point during their illness. It does not reflect the number of people currently hospitalized.

**Other race** includes any person with a race of American Indian/Alaskan native, Asian, native Hawaiian/Pacific Islander, or other.

# COVID-19: summary for Franklin County

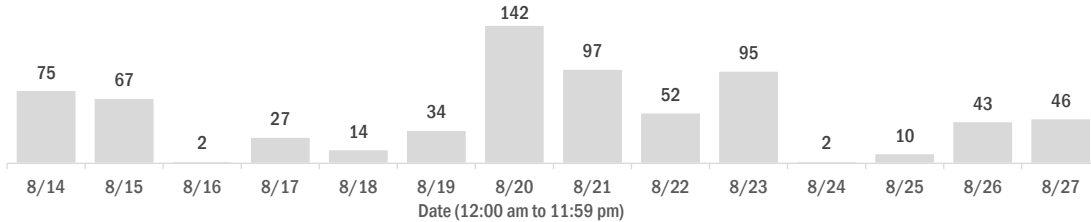
Data through Aug 27, 2020 verified as of Aug 28, 2020 at 09:25 AM

Data in this report are provisional and subject to change.

## Laboratory testing for Florida residents over the past 2 weeks

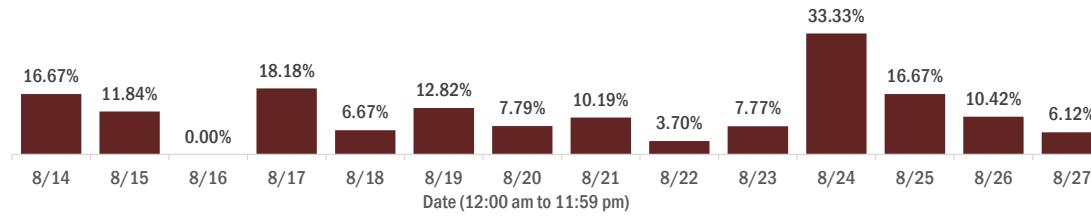
### Number of Florida residents who tested negative per day

These counts include the number of people for whom the Department received negative PCR or antigen laboratory results by day. People who tested negative on multiple days will be included once for each day they are tested. Negative results for persons who has previously tested positive are excluded.



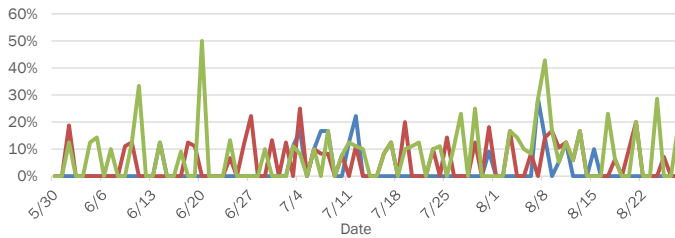
### Percent positivity for new cases in Florida residents

These counts include the number of Florida residents for whom the department received PCR or antigen laboratory results by day. This percent is the number of people who test positive for the first time divided by all the people tested that day, excluding people who have previously tested positive.

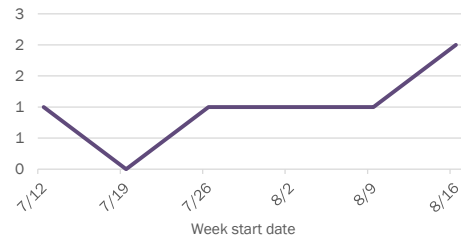


## Emergency department (ED) and freestanding ED (FSED) chief complaint and admission data for Franklin County

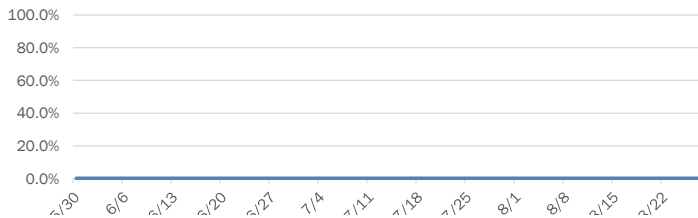
Daily percent of ED visits mentioning cough, fever, or shortness of breath



Weekly count of ED and FSED visits for influenza-like illness



Daily percent of ED visits resulting in cough-associated admissions



Weekly count of ED and FSED visits for COVID-like illness

